



COLOR
BLINDS & INTERIORS



**VENTOLITE
AWNINGS**

SHADES OF PERFECTION

Our Location



RETRACTABLE FOLD-ARM AWNING BROCHURE

A stylish retractable roof system for modern outdoor
comfort

Contact us for more:

+264 61 302 030

info@colorblinds.com.na

www.colorblinds.com.na

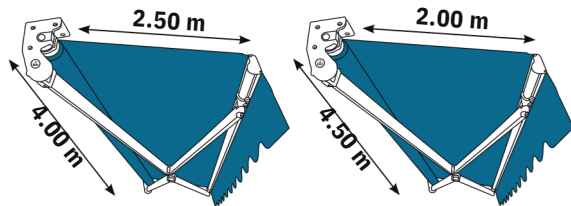
Description

This awning features invisible ART 250 arms designed especially for installation on small and medium-sized balconies. Its small brackets and meticulous design, which is in keeping with the aesthetic of the ART RANGE, give this awning a very refined finish.

Ideal for installation

- On small balconies

Dimensions



Mounting

- Wall
- Ceiling
- Between walls

Tension transmission system

This awning uses ART 250 arms with ART SYSTEM technology, a revolutionary system that optimises the transmission of tension and extends the lifespan of the system by ten



Operation

- Manual
- Motorised
- Automated




Finishes

- Lacquer in accordance with QUALICOAT standards
- Stainless steel screws and bolts



Accessories

- Galaxia weather cover



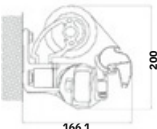
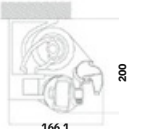
European standard classification: Class 2

Features:

- Small enough bracket to allow for three different types of mounting
- Includes an arm inclination regulation system that is totally internal and can be operated from the front or the rear.
- Concealed mounting elements.

Technical specifications

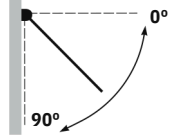
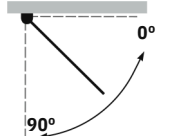
Dimensions (mm)

Wall	Ceiling
	
166.1	166.1

Roller capacity

With ø70 tube	With ø80 tube
2.50 m	1.50 m

Degree of inclination

Wall mounting	Ceiling mounting
	
0° to 90°	0° to 90°

Maximum width according to maximum projection

With 2.50 m arms	With 2.00 m arms
4.00 m	4.50 m

Minimum width with two ART-250 arms

Projection	Exterior gearbox	Interior gearbox	Motor
1.25 m	1.62 m	1.57 m	1.57 m
1.50 m	1.87 m	1.82 m	1.82 m
1.75 m	2.12 m	2.07 m	2.07 m
2.00 m	2.37 m	2.32 m	2.32 m
2.25 m	2.62 m	2.57 m	2.57 m
2.50 m	2.87 m	2.82 m	2.82 m



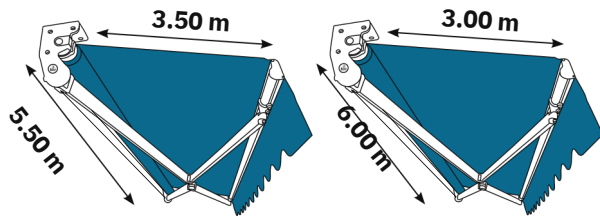
Description

This is an awning from the invisible arm range featuring the Monobloc system, a self-bearing square bar which enables the awning to cover large areas simply and effectively.

Ideal for installation

- On terraces
- In large areas

Dimensions



Mounting

- Wall
- Ceiling
- Between walls



Tension transmission system

This awning works with ART 350 ARMS which feature the internal ART SYSTEM tension transmission system with flat, flexible tape to improve tension transmission and extend the lifespan of the system.



Operation

- Manual
- Motorised
- Automated




Finishes

- Lacquer in accordance with QUALICOAT standards
- Stainless steel screws and bolts



Accessories

- Galaxia weather cover
- ART Crossed Arms Kit
- Sombrex System



European standard classification: Class 2

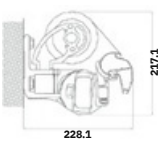
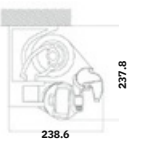
Features:

- Compact support elements improving the overall aesthetic of the awning.
- Easy application of the Monobloc system allows for simple installation of the awning mechanism on the 40x40 square bar.
- Incredible dimensions: with only one set of arms, the awning reaches a width of 5.50 m and a projection of 3.5 m. Additional arms can be added to extend the length of the awning as desired.



Technical specifications

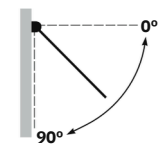
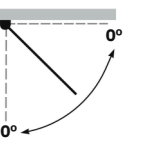
Dimensions (mm)

Wall	Ceiling
	

Roller capacity

With ø80 tube	3.50 m
---------------	--------

Degree of inclination

Wall mounting	Ceiling mounting
	

Maximum width according to maximum projection

With 3.50 m arms	With 3.00 m arms
5.50 m	6.00 m

Minimum width with two ART-350 arms

Projection	N° of arms		
	2	3	4
1.50 m	2.12 m	3.07 m	4.04 m
1.75 m	2.37 m	3.45 m	4.54 m
2.00 m	2.62 m	3.82 m	5.04 m
2.25 m	2.87 m	4.29 m	5.54 m
2.50 m	3.12 m	4.57 m	6.04 m
2.75 m	3.37 m	4.95 m	6.54 m
3.00 m	3.62 m	5.32 m	7.04 m
3.25 m	3.87 m	5.70 m	7.54 m
3.50 m	4.12 m	6.07 m	8.04 m



Blending functionality and flair with flexible, stylish outdoor solutions

