



**BLIND DESIGNS™**  
REFLECT YOUR STYLE

FUNCTIONAL STYLE  
CONTEMPORARY FLAIR



**LOUVOLITE**

**URBAN**  
SHUTTERS






**FULL HEIGHT SHUTTER**

- Multi L Frame
- Concealed wand (rear tilt wand)
- 100mm rail (top and bottom)
- 89mm louvres



**FULL HEIGHT SHUTTER**

- Contempo Z Frame
- No divider rail
- Front tilt wand
- 100mm rail (top and bottom)



**FULL HEIGHT SHUTTER**

- Multi L Frame
- With divider rail
- Front tilt wand
- 63mm louvres
- 100mm rail (top and bottom)



**TIER ON TIER**

- Contempo Z Frame
- With Horizontal T Post
- Front tilt wand
- 89mm louvres
- 100mm rail (top and bottom)





CAFÉ STYLE SHUTTER

- Multi L Frame
- 3 Sided frame
- Front tilt wand
- 89mm louvres
- 100mm rail (top and bottom)



TIER ON TIER

- Contempo Z Frame
- With transom
- Front tilt wand
- 89mm louvres
- 100mm rail (top and bottom)



FULL HEIGHT SHUTTER

- Contempo Z Frame
- Double hinged
- Front tilt wand
- 63mm louvres
- 100mm rail (top and bottom)



FULL HEIGHT SHUTTER

- Multi L Frame
- Bay window
- Front tilt wand
- 89mm louvres
- 100mm rail (top and bottom)



panel  
OPTIONS

URBAN  
SHUTTERS

FULL HEIGHT

50mm RAIL



With the full height option, the panel covers the full window with no divider rail.

FULL HEIGHT

100mm RAIL WITH DIVIDER RAIL



Adding a divider rail means you can independently control the louvre direction on both the top and bottom sections.

FULL HEIGHT

DUPLEX



Duplex sections the shutter into groups of louvres. The groups can move independently, allowing additional control over different levels of light and privacy.

FULL HEIGHT

CONCEALED TILT BAR



Concealing the tilt bar enhances the shutter's clean lines for the ultimate in sophistication. You can control the shutters by simply turning the louvres.

CAFÉ STYLE

THREE SIDED FRAME



Café style shutters are panels that cover a section of the window allowing in additional light while retaining some privacy.

CAFÉ STYLE

FOUR SIDED FRAME



A four sided frame is required for Café style shutters when used in bay windows.

TIER ON TIER

WITH HORIZONTAL T POST



Tier on Tier shutters consist of two separate panels that move independently. An ideal solution to easily access upper windows whilst maintaining privacy in the lower section.

TIER ON TIER

WITHOUT T POST



Tier on Tier max width: 1600mm (max two panel wide).

PLEASE NOTE: The shutter and frame will not create a total blackout unit.



# louvre OPTIONS

**63mm louvres**  
more privacy with less light



**89mm louvres**  
less privacy but more light



# frame OPTIONS

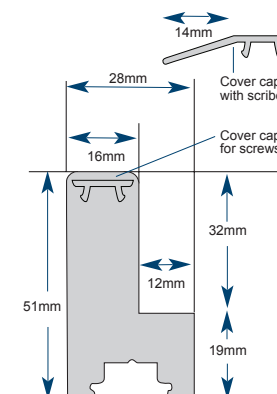
## Multi L Frame

A simple square frame which sits neatly within existing frame work giving a modern feel, this frame is ideal for bay windows.



## Contempo Z Frame

A smooth frame with a continuous wave design giving a more unique contemporary feel.

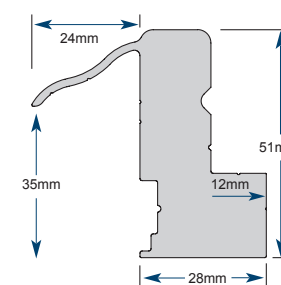


### MULTI L FRAME

- Mounting type: Inside or outside mount.
- Overall Depth: 51mm.
- Overall Width: 28mm.

FEATURES: Can be used with buildout 12.7mm or 25.4mm and flexible cover cap with scribe.

Best option for Bay Windows.



### CONTEMPO Z FRAME

- Mounting type: Inside mount only.
- Overall Depth: 51mm
- Overall Width: 52mm

FEATURES: An inside mount frame to be installed directly into the window opening. The face of the frame acts as a decorative cover that hides out-of-square areas.

Can be combined with a L Frame.

### INSIDE MOUNT



### OUTSIDE MOUNT





# Why CHOOSE URBAN SHUTTERS



## CUSTOM MADE

Your shutters will be custom made to your exact specifications. They are designed to give an elegant appearance with the ultra strong polysilk vinyl creating a sturdy and long lasting window dressing that will not chip, crack or peel. Our high-tech, computerised manufacturing facilities ensure that all the louvres are equidistantly spaced to achieve the perfect aesthetic balance.

## STAY LOOKING GOOD

The durability of Urban Shutters makes them ideal for today's busy lifestyles. They will never require painting or staining as the colour is embedded into the shutter itself. Everyday scratches and dents do not affect the finish or colour - minor scratches can simply be sanded out. Individual louvres can even be replaced - just snap out the old louver and clip in a new one.

## OUTSTANDING STRENGTH

The operating system uses unique Louvrelink connectors that are hard wearing and allow the louvres to close together in both directions giving you enhanced privacy. Using Louvrelink connectors means we don't need to use staples.

## WATER-RESISTANT

Urban Shutters resist the damaging effects of moisture due to their polysilk vinyl making them the perfect choice for wet or humid environments such as kitchens and bathrooms.

## COORDINATE WITH YOUR INTERIOR STYLE

You can enhance all interiors by choosing from a wide variety of decorative frames for inside and outside mounts.

## PERSONAL STYLE

Choose from either 63mm or 89mm louver sizes in Cotton White allowing you to create the perfect look.

The upper and lower rail sections are available in two sizes, 50mm or 100mm, giving you the opportunity to further stylise your shutter.

\*Subject to terms and conditions available on request.

## INSULATION FOR YOUR HOME

Urban Shutters help reduce outside noise and keep heating and air conditioning costs down with their excellent insulating properties due to the robust cell structure of the frames and louvres.

## ADVANCED LIGHT CONTROL

The unique 'Duplex' feature on the tilt bar allows ultimate control of the balance between light and privacy for your room. Duplex allows the top louvres to remain open allowing in light whilst the bottom louvres remain closed for privacy.

## LOOKING NEAT

The spring loaded, self-levelling feature ensures that the panels remain level whilst closed.

## FLAME RETARDANT

All our Urban Shutters are flame retardant so they are ideal for use in both commercial or domestic environments.

## EASY TO CLEAN

Your shutters are easy to clean with soap and lukewarm water. Regular cleaning enhances the surface finish of the polysilk vinyl.

## HELP PROTECT THE ENVIRONMENT

Urban Shutters are environmentally friendly. They meet all regulations relating to the emission of organic compounds and are 100% recyclable which means no waste management issues.

## KEEP CHILDREN SAFE

Urban Shutters contain no cords which could be harmful to a child.

## QUICK TURNAROUND

Your shutters will be custom made at our manufacturing plant. This means that the whole process, from initial consultation right through to delivery and fitting of your shutters, can all be done more quickly and efficiently. We are also on hand to answer any queries you may have along the way.

## SATISFACTION GUARANTEED

Our Urban Shutter range comes with a 10 year warranty.\*

## FULL HEIGHT SHUTTER







**BLIND DESIGNS™**  
REFLECT YOUR STYLE



**URBAN**  
**SHUTTERS**  

---

**LOUVOLITE**